

# POOLEX<sup>1</sup> ONE

## ULTRA-COMPACT HEAT PUMP



**COP\*  $\geq 4.7$**   
AIR 15°C WATER 26°C

**NOISE\*\*  $< 29$  dB**  
AT 10 M

COMPRESSOR  
MITSUBISHI

EFFICIENT  
& ECONOMIC



## POOLEX PERFORMANCE AT THE LOWEST PRICE

for heating your pool




3 versions available for swimming pool up to 75 m<sup>3</sup>

\*Average COP above 4.7 based on European standards (Air 15°C, Water 26°C, Hygro 70%) certified by TÜV.

\*\*Average noise at 10m distance from the heat pump.

**Poolex ONE**, a range of high-performance heat pumps accessible to everyone.

For added reliability and quietness, Poolex ONE heat pumps are exclusively fitted with MITSUBISHI high performance rotary compressors.



Easy to use, the Poolex ONE is equipped with an LCD control panel that can be remotely installed up to 10m away, with Touch & Go technology.


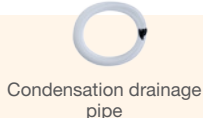
With the new Twisted Tech© heat exchanger technology with titanium heating coil, the swimming pool's temperature is raised even more quickly.



#### Warranties

- Heat pump warranty **2 years**
- Compressor **MITSUBISHI** warranty **5 years**
- Titanium heating coil with **15 years warranty** against corrosion

#### Accessories included :



✓ **Up to 80% savings compared to a traditional heating system**

✓ **POOLEX patented antifreeze heat exchanger**



✓ **Simplified use TOUCH & GO**

✓ **Compressor MITSUBISHI ultra high performance**

✓ **ABS shell anti-UV / anti-corrosion**

✓ **Compatible salt treatment**

✓ **Ecological refrigerant R410A**

✓ **Accessories included**

		POOLEX ONE 60	POOLEX ONE 80	POOLEX ONE 100
<b>Swimming pool volume (m³)</b>		≤ 45	≤ 60	≤ 75
Reference : PC-ONE-		60	80	100
Air 26°C	Capacity (W)	8020	10500	12810
Water 26°C	Power consumed (W)	1380	1790	2200
Hygro 80%	COP	5,81	5,86	5,82
Air 15°C	Capacity (W)	6120	8010	10090
Water 26°C	Power consumed (W)	1320	1770	2170
Hygro 70%	COP	4,63	4,69	4,65
Electricity supply		Mono 230V / 50Hz		
Max power (W)		2270	2600	3230
Max current (A)		10,40	11,90	14,80
Heating temperature range		15°C / 40°C		
Operating range		4°C / 43°C		
Flow (m³/h)		2,7	3,5	4,5
Refrigerant		R410A		
Packaging dimensions (mm)		925x650x370		
Dimensions (mm)		900x590x360		
Net/gross weight (kg)		41/43	45/47	50/52
Noise at 1 metre (dB(A))		<48	<49	<49
Noise at 4 metres (dB(A))		<38	<39	<39
<b>Noise at 10 metres (dB(A))</b>		<b>&lt;29</b>	<b>&lt;30</b>	<b>&lt;30</b>
Compressor type		Rotary		
<b>Brand of compressor</b>		<b>Mitsubishi</b>		
Load losses (mCE)		1	1,1	1,2